


Emigurumi

CREATIVE DESIGNS

Basic Stitches

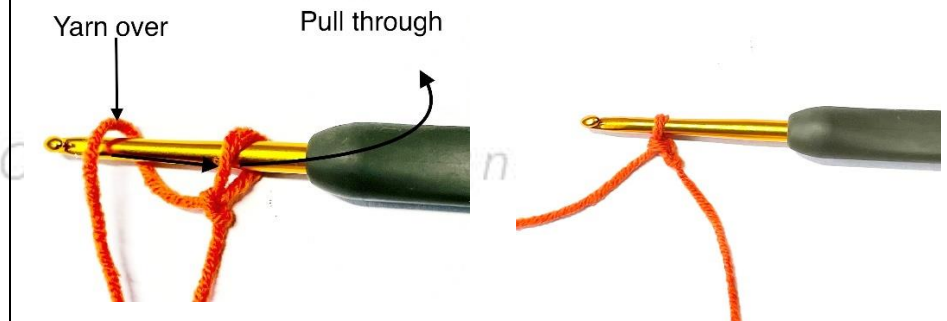
Slip Knot

Hold yarn in a loop yarn over and pull through.




Chain (ch)

Yarn over and pull through. Repeat for more chains.




Slip stitch (ss)

Hook into stitch, yarn over pull through



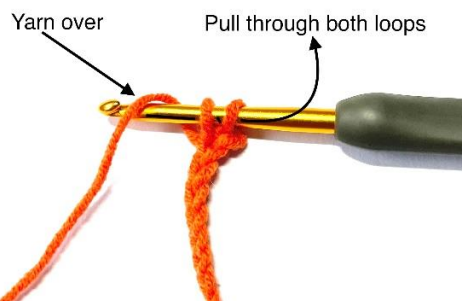

Front loop only (FLO) and Back loop only (BLO)

Insert hook into front loop or back loop only




Single crochet (sc)

Starting the single crochet from chain. Skip 1 st from ch, insert hook into 2nd chain, pull through 1 loop, yarn over and pull through both loops



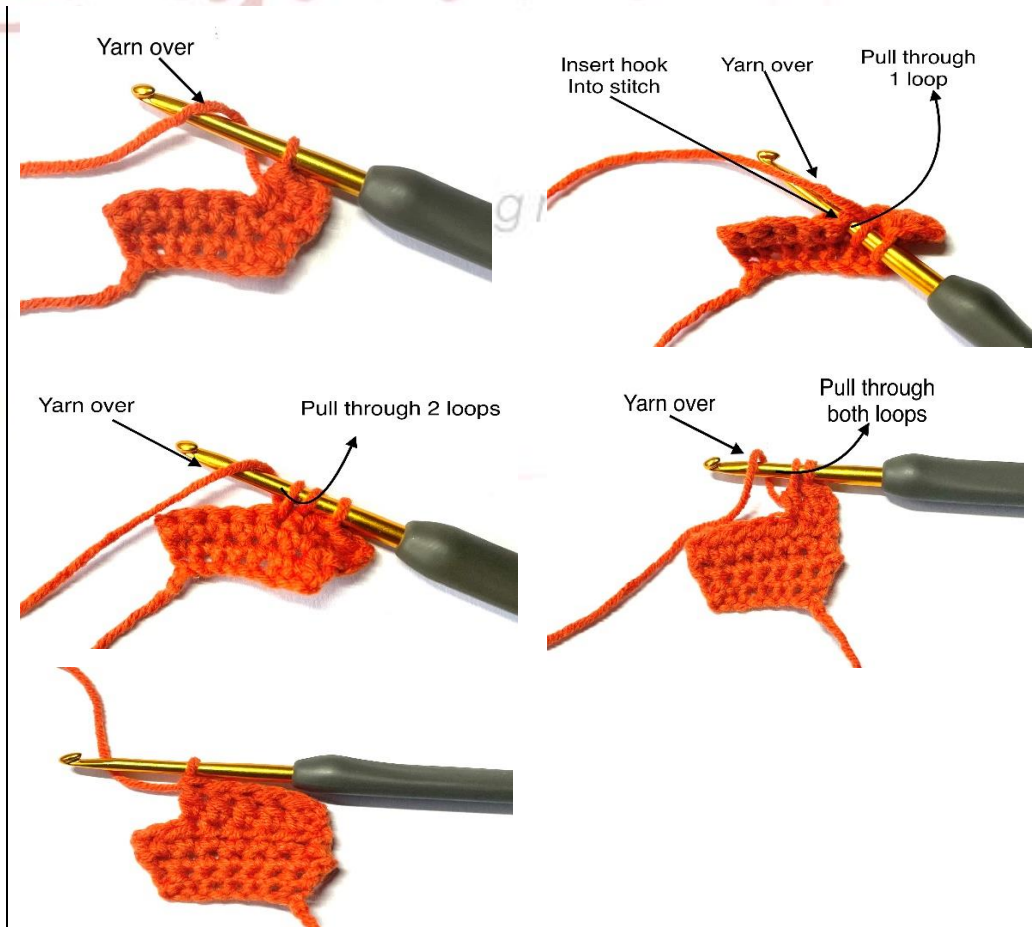
Half double crochet (hdc)

Yarn over, insert hook into stitch, yarn over pull through 1 loop, yarn over pull through all 3 loops




Double crochet (dc)

Yarn over, insert hook into stitch, yarn over pull through 1 loop, yarn over pull through all 3 loops




Treble crochet (dc)

Yarn over twice, insert hook into stitch, yarn over pull through 1 loop, yarn over pull through 2 loops, yarn over pull through 2 loops



Front post (FP)

Insert hook into front post



Back post (BP)

Insert hook into the back post



Magic Circle

Coming soon

